


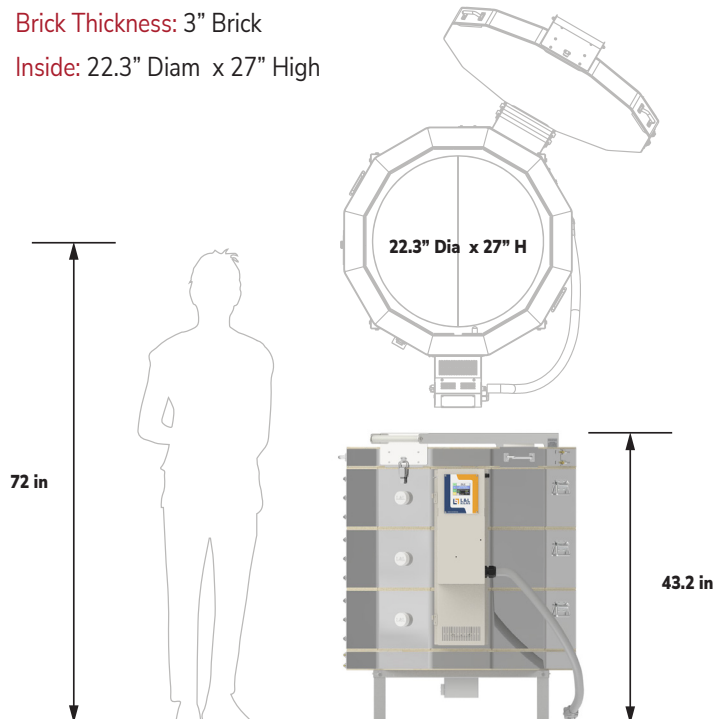
eQ2327-3

Temperature Rating: Cone 10

Volume: 6.7 Cubic Feet

Brick Thickness: 3" Brick

Inside: 22.3" Diam x 27" High



Extra power and Quad element system make eQuad-Pro kilns ideal for Production Potters.

- **Genesis Touch Screen Control** • with *Kiln Aid* app
- **Dynamic Zone Control** • for even firing
- **Hard Ceramic Element Channels** • protect your elements and kiln
- **Cone 10 (2350°F • 1290°C)** • with *extra power*
- **Type K Thermocouples (3)** • with protection tubes
- **3" • K23 Brick**
- **Top Loading** • spring assisted lid
- **Solid, Straight View Peephole Plugs**
- **Full-Support Stand** • rolling option available
- **Easy-Access Control Panel** • branch fusing included
- **Three-Year Limited Warranty**
- **c-MET-us listed to UL499 Standards**
- **Quad Element System Comes Standard**
- **See hotkilns.com/eQ2327-3 for all features and options**

GENERAL DIMENSIONS



Scan OR Visit:
hotkilns.com
/eQ2327-3-GD



TRUST YOUR KILN
hotkilns.com

Manufactured in Swedesboro, NJ
800-750-8350 • sales@hotkilns.com

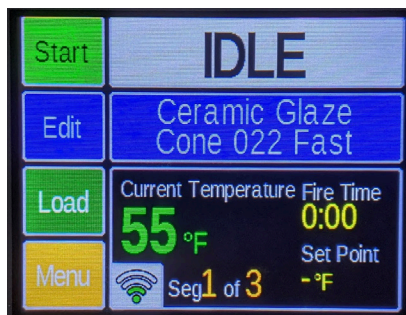
Bulletin No: BL-eQ2327-3 REV: 0

Page 1



Electrical Specifications

	Model Numbers	Part Number	Volt/Phase	Watts	Amps	Wire Size	Fuse Size
USA	eQ2327-3-240	K-Q-2327/31	240/1P	13,440	56.0	4 ga	70 Amps
	eQ2327-3-240-3P	K-Q-2327/32	240/3P	13,440	32.3	6 ga	50 Amps
	eQ2327-3-208	K-Q-2327/21	208/1P	11,648	56.0	4 ga	70 Amps
	eQ2327-3-208-3P	K-Q-2327/22	208/3P	11,648	32.3	6 ga	50 Amps
WORLD	eQ2327-3-220	K-Q-2327/41	220/1P	12,321	56.0	4 ga	70 Amp
	eQ2327-3-380-3PY	K-Q-2327/52	380/3PY	12,321	18.7	12 ga	25 Amp



Control: Full digital touchscreen Genesis control with easy-to-use interface, WiFi enabled app, and simple programs for firing ceramics.

MET UL499 Listing: All models are c-MET-us listed to UL499 standard.

Cone Rating: All models are rated to Cone 10 and, with the extra power, can easily achieve Cone 10.

Wiring Diagrams: See **the Electrical Tab** for each kiln model to get the wiring diagram for each voltage.

Power connection: All kilns are direct wired.

Elements: All six elements are of equal resistance value. All elements are the Quad design with thick wire and four rows per 9" high section.

Other voltages for any country in the world are available. Examples are 200V/3 Phase Delta, 415V/3 Phase Wye and 400V/3 Phase Wye. CE Listing available in some countries. See 380 Volt diagrams for electrical specifications for 400V/3 Phase Wye and 415V/3 Phase Wye.

Moving and installation: The kiln comes assembled but can be quickly disassembled and reassembled to move through any door or up stairs. It comes packed in a skidded carton with secure foam-in-place packaging.



FURNITURE KIT FOR eQ2327-3

Part Number: H-E-K23T/30

Includes: Six 20" (50.8 cm) half shelves, one post kit with six each 1/2", 1", 2", 4", 6", and 8" square posts, and one pair heat resistant gloves.